



## Mobella Cabin Latch Spring Replacement




Cabin latch with the face plate and striker removed. Tabs holding top plate to lower body have been bent back so that top plate can be removed.




Top plate now removed broken spring can be seen bottom left.





Component parts now removed, broken spring shown alongside new.

Lock now re-assembled, I found fitting the spring over the post then using the lever fitted into the slot on the lower body to position both ends of the spring first then fitting the sliding part that connects to the striker over the lever and fitting them both into the lower body the easiest way to



re-assemble. Then fit the striker plate ensuring it is the correct way round then attach the face plate. Top cover was then fitted and the small tabs tapped back into position to hold it all together.

Mechanism from Clipper circa £50, springs £6.00 for 3.

